

**MONARCH<sup>®</sup>**

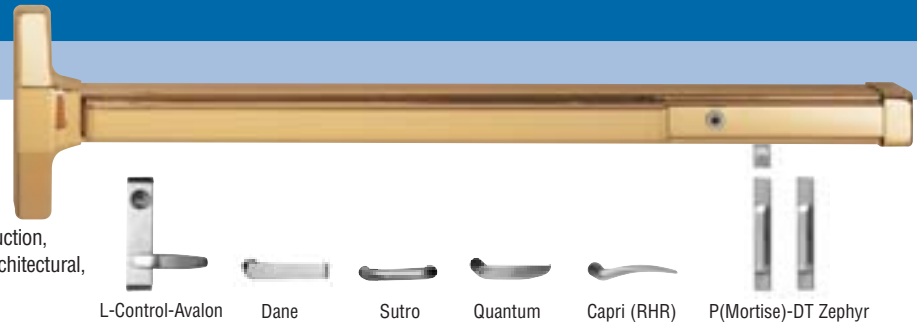
**Door Hardware Made Easy**



**IR** Security & Safety  
Proven Source. Proven Solutions.™

## 17 Series

Monarch's 17 Series exit device has a sleek design that is ideal for narrow door stiles. Attractive narrow stile trim options are also available to meet many entrance requirements. Available in panic exit or fire exit construction, the 17 Series comes in stainless, brass and bronze architectural, as well as MAL and M13 powder-coated finishes.




Functions (ANSI)		17-R*	17-V*	17-M*	17-C*
<b>BA or N (01)</b>	Exit only, no trim.	(F)-17-R-BA	(F)-17-V-BA	(F)-17-M-N	(F)-17-C-BA
<b>DT or TDT (02)</b>	Entrance by trim when actuating bar is locked down.**	(F)-17-R-DT or TDT	(F)-17-V-DT or TDT	(F)-17-M-DT or TDT	(F)-17-C-DT or TDT
<b>C or P (03)</b>	Entrance by trim when latchbolt is retracted by key. Key only removable when locked.**	(F)-17-R-P or C	(F)-17-V-P or C	(F)-17-M-P or C	(F)-17-C-P or C
<b>PHB (04)</b>	Entrance by trim when latchbolt is retracted by key or set in a retracted position by key.	-	17-M-PHB	-	-
<b>T (05)</b>	Entrance by thumbpiece. Key locks or unlocks thumbpiece.	(F)-17-R-T	(F)-17-V-T	-	(F)-17-C-T
<b>T(NL) (06)</b>	Entrance by thumbpiece only when released by key. Key only removable when locked.	(F)-17-R-T(NL)	(F)-17-V-T(NL)	-	(F)-17-C-T(NL)
<b>L or K (08)</b>	Entrance by knob or lever. Key locks or unlocks knob.	(F)-17-R-L or K	(F)-17-V-L or K	(F)-17-M-L (Lever Only)	(F)-17-C-L or K
<b>L(NL) or K(NL) (09)</b>	Entrance by knob or lever only when released by key. Key removable only when locked.	(F)-17-R-K(NL) or L(NL)	(F)-17-V-L(NL) or K(NL)	(F)-17-M-L(NL) (Lever Only)	(F)-17-C-L(NL) or K
<b>SLP or SL (11)</b>	Entrance by control turnpiece. Key locks or unlocks control.	-	(F)-17-V-SL	-	(F)-17-C-SLP or SL
<b>SLP(NL) or SL(NL) (12)</b>	Entrance by control turnpiece only when released by turning key. Key removable only when locked.	-	(F)-17-V-SL(NL)	-	(F)-17-C-SLP(NL) or SL(NL)

\* R – Rim, Type 1, 4 • V – Vertical Rod, Type 2, 6 • M – Mortise lock, Type 3 • C – Concealed Vertical Rod, Type 6, 7, 8 (Specify - WDC for wood door concealed)

\*\*NOTE: Fire exit devices cannot be locked down. Some codes permit electric dogging and/or electric latch retraction with fail secure circuitry.

## 18 Series

The 18 Series is designed to allow for maximum flexibility for both mechanical and electrical applications. All 18 Series devices are available in panic exit or "A" label (3 hr.) fire exit construction. Finishes include stainless, brass and bronze architectural, as well as MAL and M13 powder-coated finishes.



Functions (ANSI)		18-R*	18-V*	18-M*	18-C*	18-TPL*
<b>BA or N (01)</b>	Exit only, no trim.	(F)-18-R-BA	(F)-18-V-BA	(F)-18-M-N	(F)-18-C-BA	(F)-18-TPL-BA
<b>DT or TDT (02)</b>	Entrance by trim when actuating bar is locked down.**	(F)-18-R-DT	(F)-18-V-DT	(F)-18-M-DT	(F)-18-C-DT or TDT	(F)-18-TPL-DT
<b>C or P (03)</b>	Entrance by trim when latchbolt is retracted by key. Key only removable when locked.**	(F)-18-R-P or C	(F)-18-V-P or C	(F)-18-M-P or C	(F)-18-C-P or C	-
<b>PHB (04)</b>	Entrance by trim when latchbolt is retracted by key or set in a retracted position by key.	-	-	18-M-PHB	-	-
<b>T (05)</b>	Entrance by thumbpiece. Key locks or unlocks thumbpiece.	(F)-18-R-T	(F)-18-V-T	(F)-18-M-T	(F)-18-C-T	-
<b>T(NL) (06)</b>	Entrance by thumbpiece only when released by key. Key only removable when locked.	(F)-18-R-T(NL)	(F)-18-V-T(NL)	(F)-18-M-T(NL)	(F)-18-C-T(NL)	-
<b>T(2) (07)</b>	Entrance by thumbpiece. Inside key locks or unlocks thumbpiece. Outside key retracts latch.	(F)-18-R-T(2)	(F)-18-V-T(2)	(F)-18-M-T(2)	-	-
<b>T(2 O.C.) (07)</b>	Double outside cylinder. One unlocks thumbpiece trim, the other cylinder retracts latchbolt.	(F)-18-R-T(2 O.C.)	(F)-18-V-T(2 O.C.)	-	-	-
<b>L or K (08)</b>	Entrance by knob or lever. Key locks or unlocks knob.	(F)-18-R-L or K	(F)-18-V-L or K	(F)-18-M-L or K	(F)-18-C-L or K	(F)-18-TPL-L or K
<b>L(NL) or K(NL) (09)</b>	Entrance by knob or lever only when released by key. Key removable only when locked.	(F)-18-R-L(NL) or K(NL)	(F)-18-V-L(NL) or K(NL)	(F)-18-M-L(NL) or K(NL)	(F)-18-C-L(NL) or K(NL)	(F)-18-TPL-L(NL) or K(NL)
<b>L(2) or K(2) (10)</b>	Entrance by knob or lever. Inside key locks or unlocks knob. Outside key retracts latch.	(F)-18-R-L(2) or K(2)	(F)-18-V-L(2)	(F)-18-M-L(2) or K(2)	-	-
<b>L(2 O.C.) or K(2 O.C.) (10)</b>	One cylinder locks or unlocks knob. Other cylinder retracts latch.	(F)-18-R-L(2 O.C.) or K(2 O.C.)	(F)-18-V-L(2 O.C.)	-	-	-
<b>SLP or SL (11)</b>	Entrance by control turnpiece. Key locks or unlocks control.	-	(F)-18-V-SL	-	(F)-18-C-SL or SLP	-
<b>SLP(NL) or SL(NL) (12)</b>	Entrance by control turnpiece only when released by turning key. Key removable only when locked.	-	(F)-18-V-SL(NL)	-	(F)-18-C-SL(NL) or SLP(NL)	-

1. Not available in MAL or M13 finishes.

\* R – Rim, Type 1 • V – Vertical Rod, Type 2 • M – Mortise lock, Type 3 • C – Concealed Vertical Rod, Type 7, 8 (Specify - WDC for wood door concealed) • TPL – Mortise & Vertical Rod, Type 11

\*\*NOTE: Fire exit devices cannot be locked down. Some codes permit electric dogging and/or electric latch retraction with fail secure circuitry.

## 19 Series

When low cost and dependability are essential, the 19 Series is a great choice. A dependable workhorse, the 19 Series exit device is an economical answer to a variety of exit needs. Available in "B" label (1-1/2 hr.) fire exit construction. Finishes include M13 powder coated dark bronze, SS-stainless steel and MAL powder-coated aluminum. The 19 Series comes with a full complement of trims and electronic features.



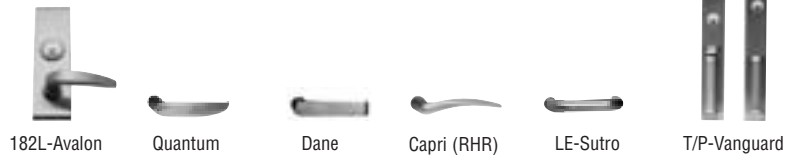
Functions (ANSI)		19-R*	19-V*
<b>BA or N (01)</b>	Exit only, no trim.	(F)-19-R-BA	(F)-19-V-BA
<b>DT (02)</b>	Entrance by trim when actuating bar is locked down.**	(F)-19-R-DT	(F)-19-V-DT
<b>C or P (03)</b>	Entrance by trim when latchbolt is retracted by key. Key only removable when locked.**	(F)-19-R-P or C	(F)-19-V-P or C
<b>T (05)</b>	Entrance by thumbpiece. Key locks or unlocks thumbpiece.	(F)-19-R-T	(F)-19-V-T
<b>T(NL) (06)</b>	Entrance by thumbpiece only when released by key. Key only removable when locked.	(F)-19-R-T(NL)	(F)-19-V-T(NL)
<b>L or K (08)</b>	Entrance by knob or lever. Key locks or unlocks knob.	(F)-19-R-L or K	(F)-19-V-L or K
<b>L(NL) or K(NL) (09)</b>	Entrance by knob or lever only when released by key. Key removable only when locked.	(F)-19-L-K(NL) or L(NL)	(F)-19-V-L(NL) or K(NL)

\*R – Rim, Type 1 • V – Vertical Rod, Type 2

\*\*NOTE: Fire exit devices cannot be locked down. Some codes permit electric dogging and/or electric latch retraction with fail secure circuitry.

## XX Series

The Monarch XX Series has a classic, traditional design that is dependable as well as attractive. It can inexpensively meet your needs with either panic exit or A label (3 hr.) fire exit constructions. The XX Series is available in brass, bronze, and stainless architectural finishes.



Functions (ANSI)		XX-R**	XX-V**	XX-M**	XX-C**	XX-TPL**
<b>BA or N (01)</b>	Exit only, no trim.	(F)-XX-R-BA	(F)-XX-V-BA	(F)-XX-M-N	(F)-XX-C-BA	(F)-XX-TPL-BA
<b>DT or TDT (02)</b>	Entrance by trim when actuating bar is locked down.**	(F)-XX-R-DT	(F)-XX-V-DT	(F)-XX-M-DT	(F)-XX-C-DT or TDT	(F)-XX-TPL-DT
<b>C or P (03)</b>	Entrance by trim when latchbolt is retracted by key. Key only removable when locked.**	(F)-XX-R-P or C	(F)-XX-V-P or C	(F)-XX-M-P or C	(F)-XX-C-P or C	–
<b>PHB (04)</b>	Entrance by trim when latchbolt is retracted by key or set in a retracted position by key.	–	–	XX-M-PHB	–	–
<b>T (05)</b>	Entrance by thumbpiece. Key locks or unlocks thumbpiece.	(F)-XX-R-T	(F)-XX-V-T	(F)-XX-M-T	(F)-XX-C-T	–
<b>T(NL) (06)</b>	Entrance by thumbpiece only when released by key. Key only removable when locked.	(F)-XX-R-T(NL)	(F)-XX-V-T(NL)	(F)-XX-M-T(NL)	(F)-XX-C-T(NL)	–
<b>T(2) (05)</b>	Entrance by thumbpiece. Inside key locks or unlocks thumbpiece. Outside key retracts latch.	(F)-XX-R-T(2)	–	(F)-XX-M-T(2)	–	–
<b>T(2 O.C.) (07)</b>	Double outside cylinder. One unlocks thumbpiece trim, the other cylinder retracts latchbolt.	(F)-XX-R-T(2 O.C.)	–	–	–	–
<b>L or K (08)</b>	Entrance by knob or lever. Key locks or unlocks knob.	(F)-XX-R-L or K	(F)-XX-V-L or K	(F)-XX-M-L or K	(F)-XX-C-L or K	(F)-XX-TPL-L or K
<b>L(NL) or K(NL) (09)</b>	Entrance by knob or lever only when released by key. Key removable only when locked.	(F)-XX-R-L(NL) or K(NL)	(F)-XX-V-L(NL) or K(NL)	(F)-XX-M-L(NL) or K(NL)	(F)-XX-C-L(NL) or K(NL)	(F)-XX-TPL-L(NL) or K(NL)
<b>L(2) or K(2) (10)</b>	Entrance by knob or lever. Inside key locks or unlocks knob. Outside key retracts latch.	(F)-XX-R-L(2) or K(2)	–	(F)-XX-M-L(2) or K(2)	–	–
<b>L(2 O.C.) or K(2 O.C.) (10)</b>	One cylinder locks or unlocks knob. Other cylinder retracts latch.	(F)-XX-R-L(2 O.C.) or K(2 O.C.)	–	–	–	–
<b>SLP or SL (11)</b>	Entrance by control turnpiece. Key locks or unlocks control.	–	(F)-XX-V-SL	–	(F)-XX-C-SL or SLP	–
<b>SLP(NL) or SL(NL) (12)</b>	Entrance by control turnpiece only when released by turning key. Key removable only when locked.	–	(F)-XX-V-SL(NL)	–	(F)-XX-C-SL(NL) or SLP(NL)	–

1. Not available in MAL or M13 finishes.

\*R – Rim, Type 1 • V – Vertical Rod, Type 2 • M – Mortise lock, Type 3 • C – Concealed Vertical Rod, Type 7, 8 (Specify - WDC for wood door concealed) • TPL – Mortise & Vertical Rod, Type 11

\*\*NOTE: Fire exit devices cannot be locked down. Some codes permit electric dogging. Not available on XX.

## International Offices

### Canada / Latin America

IR Security & Safety  
1076 Lakeshore Road East  
Mississauga, Ontario,  
L5E 1E4, Canada  
(905) 403-1800  
(905) 278-1413 FAX  
(877) 590-4734

### North-East Asia

IR Security & Safety  
23/F, 625 King's Road  
Northpoint, Hong Kong  
+(852) 2235-0600  
+(852) 2565-1409 FAX

### South-East Asia / Australia / NZ

IR Architectural Hardware Ltd.  
P.O. Box 19-347  
437 Rosebank Road,  
Avondale, Auckland, New Zealand  
+64 (0) 9-829-0550  
+64 (0) 9-829-0552 FAX  
www.irarchitecturalhardware.co.nz

### Mexico

IR Security & Safety  
Blvd. Centro Industrial No. 11  
Puentes de Vigag, Tlalnepantla  
Estado de Mexico, 54070 Mexico  
+525-5-8503-6614

### Europe / Middle-East / Africa

IR Security & Safety Ltd.  
Bescot Crescent  
Walsall, West Midlands WS1 4DL  
United Kingdom  
+44 (0)1922 707400  
+44 (0)1922 646303 FAX  
www.irsecurityandsafety.co.uk



Visit Monarch on the web  
**www.monarchhardware.com**  
or call us at **1-800-826-5792**



Devices are UL listed Panic Hardware (FVSR) A1086, SA11552(N),  
Fire devices (F) are UL listed Fire Exit Hardware (GXHX) R5597 (N),  
A label. Tested in accordance to ANSI A156.3, 1994, Grade 1.

### MONARCH

805 N. Buckman Street  
Shepherdsville, KY 40165  
800-826-5792 phone  
800-924-3551 fax  
www.monarchhardware.com

An **IR** Ingersoll-Rand business